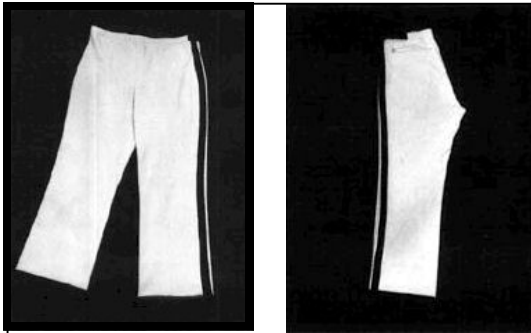


Proper Dobak Folding Technique

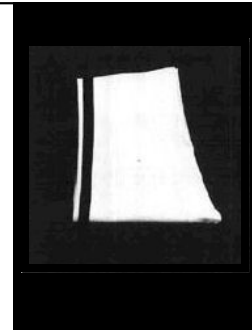
Courtesy of www.TKDTudor.com




Fold pants in half vertically




Fold lower third over middle third




Fold lower half over top half



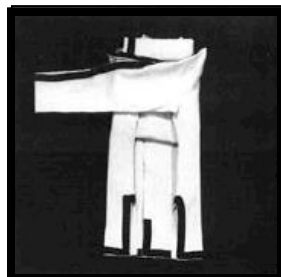
Place folded pants on jacket so waist overlaps collar




Fold left side and sleeve inward




Fold sleeve back to left edge of side fold



Fold right side and sleeve inward



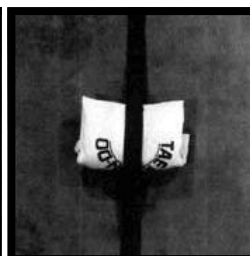
Fold sleeve back to right edge of side fold



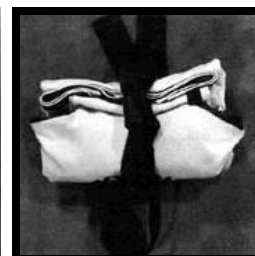
Fold jacket upward in half



Fold jacket upward in half again



Place folded tobak in middle of belt and wrap both ends of belt around tobak



Tie belt with a square knot